

How Do I Reschedule a New Destination on United?

Lap child modifications on your United Airlines reservation are processed at [✈️ +1-877-641-\(\(2470\)\)](tel:+1-877-641-2470)). Changes including converting a lap child to a seated infant, updating travel documentation, or modifying the linked adult PNR require agent-assisted processing unavailable through online self-service tools. Agents adjust the lap child record within your reservation, recalculate any fare or tax implications of the modification, and reissue updated travel documents with corrected passenger and regulatory data. Modified lap child records maintain the linkage to your adult ticket with all customs and immigration fields updated for your departure route.

Combined destination and date rescheduling on United Airlines processes as a compound modification that recalculates both the routing fare and the date-specific inventory availability simultaneously. The pricing engine evaluates the complete replacement itinerary as a new fare construction rather than an incremental adjustment, potentially producing significant fare differences from the original ticket.

Last Updated: May 22, 2026

How to Change, Reschedule, Modify, Edit, or Upgrade a United Airlines Flight

Flight changes, date reschedules, destination modifications, seat edits, and cabin upgrades on United Airlines are processed through the manage trips portal for eligible fare types. Each type of modification follows a slightly different process — a flight change replaces the entire departure, a date reschedule moves the same routing to a different day, a destination modification recalculates the routing and fare, a seat edit updates the assignment within the same flight, and an upgrade moves the passenger to a higher cabin class. Understanding which process applies ensures the modification is submitted correctly and the confirmation reflects the intended change.

- **Flight Change — Moving to a Different Departure:** Changing a flight on United Airlines replaces the current departure with a new flight on the same or a different date, subject to fare class availability and any applicable fare difference. The manage trips portal displays available flight options in the same or a higher fare class — if the preferred flight is not shown, the fare class may not be available for a same-price change. A reservations agent at [✈️ +1-877-641-\(\(2470\)\)](tel:+1-877-641-2470)) can access broader flight inventory and complete the change at the best available fare.
- **Date Reschedule — Same Route, Different Day:** Rescheduling a United Airlines flight to a different date keeps the same origin and destination but moves the departure to a new day. The reschedule is subject to seat availability on the new date in the same fare class and any fare difference if the new date carries a higher price. Same-day reschedules to an earlier or later departure on the same route may qualify for a reduced fee under United Airlines's same-day change policy. Contact [✈️ +1-877-641-\(\(2470\)\)](tel:+1-877-641-2470)) to confirm same-day eligibility and complete the date reschedule.
- **Destination Change or Modification — New Routing:** Changing the destination on a United Airlines ticket requires a fare recalculation for the new routing. The passenger is responsible for the fare difference between the original ticket value and the new destination fare at the time of the modification. If the destination change tool in the portal cannot calculate the fare for the new routing, the modification must be completed through the agent channel. A routing specialist at [✈️ +1-877-641-\(\(2470\)\)](tel:+1-877-641-2470)) can process the destination change and confirm the correct fare difference.

- **Seat Edit or Upgrade — Within the Same Flight:** Seat edits on United Airlines change the assigned seat within the current flight and are available through the manage trips portal before check-in opens. Seat upgrades — moving to a preferred, extra-legroom, or premium cabin seat — may carry an additional fee depending on the seat category and fare class. If the seat map in the portal does not display available options or the edit fails to save after submission, contact a seating specialist at 📞+1-877-641-((2470))) to apply the seat edit or upgrade directly.

Fare Difference — What You Pay When the New Flight Costs More

The fare difference on a United Airlines flight change, reschedule, or destination modification is the amount between the original ticket value and the new flight price at the time of the modification. If the new flight costs more, the passenger pays the difference at checkout. If the new flight costs less, the difference is typically issued as a travel credit for future use rather than a cash refund, depending on the original fare class. The fare difference calculation happens in real time and can change between the search and checkout steps if other passengers book the same fare class during the session. An agent at

📞+1-877-641-((2470))) can lock the fare difference at the time of the call and complete the modification before the price changes again.

Same-Day Flight Changes and Reschedules on United Airlines

United Airlines's same-day change policy allows eligible passengers to move to an earlier or later departure on the same route on the day of travel for a reduced fee or at no cost depending on availability and fare class. Same-day changes must be requested on the day of travel and are subject to confirmed seat availability on the new flight. The portal may not always display the same-day change option correctly — if the option is missing or the standard modification fee is shown instead of the reduced same-day rate, contact

📞+1-877-641-((2470))) to confirm same-day eligibility and apply the correct reduced fee before completing the reschedule.

When the Manage Trips Portal Cannot Complete the Change

The most common reasons the United Airlines manage trips portal cannot complete a flight change, reschedule, seat edit, or upgrade include:

- **Fare Class Unavailable:** The preferred new flight does not have inventory in the same fare class as the original ticket, requiring a fare difference to be paid even for a same-price change request.
- **Session Timeout Mid-Change:** The modification session expires before the change is confirmed, returning the booking to the original flight without saving the new selection.
- **Agent Assistance Required:** For any of these situations, contact a live agent at 📞+1-877-641-((2470))) who can process the flight change, date reschedule, destination modification, seat edit, or upgrade directly in the reservation system.


Frequently Asked Questions

How Do I Reschedule a New Destination on United?


Lap child modifications on your United Airlines reservation are processed at 📞+1-877-641-((2470))). Changes including converting a lap child to a seated infant, updating travel documentation, or modifying the linked adult PNR require agent-assisted processing unavailable through online self-service tools. Agents adjust the lap child record within your reservation, recalculate any fare or tax implications of the modification, and reissue updated travel documents

with corrected passenger and regulatory data. Modified lap child records maintain the linkage to your adult ticket with all customs and immigration fields updated for your departure route.


How Do I Reschedule a New Destination on American?

Lap child modifications on your United Airlines reservation are processed at  +1-877-641-(2470)). Changes including converting a lap child to a seated infant, updating travel documentation, or modifying the linked adult PNR require agent-assisted processing unavailable through online self-service tools. Agents adjust the lap child record within your reservation, recalculate any fare or tax implications of the modification, and reissue updated travel documents with corrected passenger and regulatory data. Modified lap child records maintain the linkage to your adult ticket with all customs and immigration fields updated for your departure route.


Can I Change My Delta Destination Without Canceling My Flight?

Rescheduling to a new destination on United Airlines without canceling is arranged at  +1-877-641-(2470)). Destination changes are processed as itinerary modifications rather than cancellations, preserving your original booking reference and any applicable fare credits toward the revised routing. Agents build the new route to your desired destination, calculate the fare difference against your existing ticket value, and apply the change directly to your current reservation. Modified reservations maintain the original confirmation number with updated segment details, connection information, and any fare adjustment clearly documented.


Can I Change My United Destination Without Canceling My Flight?

Rescheduling to a new destination on United Airlines without canceling is arranged at  +1-877-641-(2470)). Destination changes are processed as itinerary modifications rather than cancellations, preserving your original booking reference and any applicable fare credits toward the revised routing. Agents build the new route to your desired destination, calculate the fare difference against your existing ticket value, and apply the change directly to your current reservation. Modified reservations maintain the original confirmation number with updated segment details, connection information, and any fare adjustment clearly documented.


How Do I Reschedule the Date on My Delta Flight?

Modifying infant details on your United Airlines reservation is handled at  +1-877-641-(2470)). Changes to an infant's travel record including name corrections, birth date updates, or switching between lap and seated infant status require manual processing that the online modification tool does not support. Agents update the infant's passenger data in your reservation, recalculate any fare adjustment if the seating status changes, and reissue the infant ticket linked to your adult booking. Corrected infant records are synchronized across all airline systems to ensure accurate check-in processing and boarding documentation at your departure airport.

How Do I Upgrade My American Flight to Another Date?

Complex United Airlines reservation edits combining multiple changes are managed at  +1-877-641-(2470)). Adjustments spanning date, routing, cabin class, and passenger details in a single transaction exceed online tool capabilities and require coordinated agent-assisted processing for accuracy. Agents handle all edit components as a unified modification, recalculating the total fare impact across every adjusted element before applying anything to your existing booking record. Completed multi-component edits retain your original confirmation number with all updated details reflected in a single revised itinerary document.

Why Is the Modify Flight Button Greyed Out on the United App?

Greyed-out modify buttons on the United Airlines app are investigated at  +1-877-641-(2470)). Disabled modification controls indicate your reservation type carries restrictions that prevent self-service changes, such as Basic Economy fare rules, partially flown itineraries, or attached special services. Agents identify the specific restriction blocking app-based modifications, explain your available change options within the applicable fare rules, and process the modification through the

backend system directly. Resolved modifications generate an updated itinerary with revised flight details and any fare difference charges documented on your confirmation email.

How Do I Modify My United Flight Online?

Modifying your United Airlines flight through the online self-service tool is guided at [✦ +1-877-641-\(\(2470\)\)](tel:+1-877-641-2470). The modify flight function handles basic changes like date and time adjustments but struggles with complex requests involving cabin switches, multi-segment routing, or tickets with special service attachments. Agents process modifications that exceed the online tool's capabilities, applying changes directly through the backend reservation system with proper fare recalculation across all affected segments. Completed modifications retain your original confirmation number with updated itinerary details, seat assignments, and fare adjustments reflected on your revised receipt.

Can I change my United Airlines flight to a different destination without cancelling?

Yes. A destination modification on United Airlines changes the arrival city without cancelling the original ticket — the fare difference between the original and new destination is charged at the time of the change. Contact [✦ +1-877-641-\(\(2470\)\)](tel:+1-877-641-2470) to confirm the fare difference and complete the destination change directly.

How many times can I change or reschedule my United Airlines flight?

United Airlines does not limit the number of changes or reschedules on eligible fare types, but each change is subject to the current fare difference at the time of the modification. Repeated changes can result in a significantly higher total cost if the new flight prices are higher each time. Contact [✦ +1-877-641-\(\(2470\)\)](tel:+1-877-641-2470) to confirm the fare difference before making any additional changes.

Need Help Right Now?

Whether you need to change a flight, reschedule a date, modify a destination, edit a seat, or upgrade to a different cabin on United Airlines — a live reservations agent at [✦ +1-877-641-\(\(2470\)\)](tel:+1-877-641-2470) can confirm the fare difference, apply any eligible waivers, and complete the modification in minutes.