

How Do I Re-Issue My Ticket When the United Website Is Not Working?

Ticket re-issuance when the United Airlines website is not working is completed at [✈️ +1-877-641-\(\(2470\)\)](tel:+1-877-641-2470)). Website outages block access to the online re-issuance tool during situations when your modified ticket needs immediate replacement to remain valid for upcoming travel. Agents process the re-issuance directly through the backend ticketing system regardless of website availability, generating your replacement ticket with all updated details confirmed. Re-issuances completed during website downtime carry the same fare protections, document validity, and booking rights as any standard online re-issuance transaction.

Ticket re-issuance processing during United Airlines website outages routes through the ticketing system's backend pipeline that operates independently from the consumer web interface. The re-issuance engine generates replacement electronic tickets through the same document creation system regardless of whether the request originated from the website, mobile app, or phone-based reservation channel.

Last Updated: May 22, 2026

Why the United Airlines Website and App Block Flight Change Requests

When the United Airlines website or app returns an error during a flight change, reschedule, modification, edit, upgrade, re-issue, or itinerary update — the system has encountered a conflict it cannot resolve automatically. These errors are not always caused by the passenger's action. They can be triggered by real-time fare class conflicts, session timeouts, payment gateway failures, or post-check-in system locks that prevent further changes through the self-service tool. Understanding why these blocks occur helps determine the fastest path to completing the modification.

- **Online Error During Flight Change or Reschedule:** When a change or reschedule request is submitted through the United Airlines manage trips portal and the system returns an error, the modification has not been saved — the original itinerary remains active. The error is most commonly caused by a fare class availability conflict where the new flight no longer has inventory in the same fare class as the original booking, or by a session timeout that invalidates the transaction before it completes. Contact a reservations agent at [✈️ +1-877-641-\(\(2470\)\)](tel:+1-877-641-2470) to bypass the online error and complete the change directly in the reservation system.
- **Website Not Working During Modification or Edit:** When the United Airlines website goes down or becomes unresponsive during a modification or edit attempt, any changes entered before the outage are not saved. The booking reverts to the original state and the modification must be resubmitted when the site recovers — by which time the preferred flight may have sold out or the fare may have increased. Reservations agents access the system through internal tools unaffected by the public-facing website outage. Reach an agent at [✈️ +1-877-641-\(\(2470\)\)](tel:+1-877-641-2470) to complete the modification while the website is unavailable.
- **Upgrade Error or Website Failure During Upgrade Request:** Upgrade requests on United Airlines fail online when the upgrade inventory is depleted between the selection and payment steps, or when the payment gateway cannot process the fare difference before the session expires. If the upgrade appears to complete but the booking confirmation still shows the original cabin, the upgrade has not been

applied. An agent at ☎+1-877-641-((2470))) can verify the upgrade status and complete the cabin change directly.

- **Re-Issue Error or Itinerary Display Failure:** Ticket re-issuance and itinerary update errors occur when the ticketing system accepts the change but fails to generate the replacement e-ticket or refresh the itinerary record in the manage trips portal. The booking may show the correct new flight in the system but the itinerary display and e-ticket still reflect the original details. Contact ☎+1-877-641-((2470))) to force the re-issuance and confirm the itinerary reflects the correct updated details.

Changes, Modifications, and Upgrades After Check-In

After check-in on United Airlines, the manage trips portal restricts most modification options because the boarding pass has been issued and the departure system has locked the booking for processing. Changes attempted through the website after check-in — including flight changes, itinerary edits, upgrades, and re-issues — are blocked by the system regardless of the fare class. This is not an error but a deliberate system lock designed to prevent boarding conflicts. Post-check-in modifications must be processed by a reservations agent or gate staff who have override access. Contact

☎+1-877-641-((2470))) to discuss what modifications are still possible after check-in and complete the change before the departure window closes.

What to Do When the United Airlines Website Error Persists

If the online error or website failure continues across multiple attempts, the following steps apply:

- **Do Not Refresh Mid-Transaction:** Refreshing during a payment step risks processing the transaction twice without confirming the modification. Keep the page open and note any error code displayed before closing.
- **Check the Booking Status Before Retrying:** Verify in the manage trips portal whether the change was applied before submitting a second request. Duplicate modification attempts can create conflicting records in the system.
- **Contact a Reservations Agent Directly:** If the error persists after one attempt or the website is unresponsive, do not wait for the site to recover. Reach a live agent at ☎+1-877-641-((2470))) who can process the change, reschedule, modification, upgrade, or re-issue directly without the online tool.

Frequently Asked Questions

How Do I Re-Issue My Ticket When the United Website Is Not Working?


Ticket re-issuance when the United Airlines website is not working is completed at ☎+1-877-641-((2470))). Website outages block access to the online re-issuance tool during situations when your modified ticket needs immediate replacement to remain valid for upcoming travel. Agents process the re-issuance directly through the backend ticketing system regardless of website availability, generating your replacement ticket with all updated details confirmed. Re-issuances completed during website downtime carry the same fare protections, document validity, and booking rights as any standard online re-issuance transaction.

How Do I Bypass a United Flight Modification Online Error?


Online modification errors on United Airlines flights are resolved at ☎+1-877-641-((2470))). Error messages during the modification process indicate fare recalculation failures, inventory conflicts, or payment timeouts that prevented the system from completing your change request. Agents decode the specific error, verify whether a partial modification was applied to your reservation during the failed session, and complete the change cleanly through the backend system. Resolved

modifications generate a fresh confirmation with updated itinerary details, seat assignments, and any fare adjustments documented on your emailed receipt.


Who Do I Call When the American Website Freezes During an Edit?

Partial edits from crashed United Airlines online sessions are recovered at  +1-877-641-((2470))). Website failures during flight edits can leave your reservation in an intermediate state where the original itinerary was altered but the replacement was not fully confirmed in the system. Agents assess your reservation's current status, reverse any incomplete changes applied during the crashed session, and complete your intended edit with a clean transaction. Recovered reservations receive updated confirmation documentation with all flight details, fare adjustments, and seat assignments accurately reflecting your intended plans.


How Do I View My Itinerary if the United Website Is Down?

Viewing your United Airlines itinerary during website outages is assisted at  +1-877-641-((2470))). Site downtime can prevent you from checking flight details, departure times, or downloading boarding passes during critical pre-travel preparation periods before your departure. Agents pull your complete itinerary from the reservation system, confirm all flight segments and departure details verbally, and send a formatted document directly to your email address. Itinerary access during outages provides the same complete information including confirmation numbers, seat assignments, and terminal details as the online display.


How Do I Modify My American Flight Once Checked In?

Post-check-in United Airlines flight modifications are processed at  +1-877-641-((2470))). Modifying your itinerary after checking in requires reversing the boarding pass issuance before the system allows changes, which the online tool and airport kiosks cannot perform once check-in is complete. Agents reverse your check-in status, apply the requested modification including date, time, or routing adjustments, and reissue an updated boarding pass for the revised departure. Automatic re-check-in activates with revised itinerary details and any updated seat assignment reflected on the replacement boarding document delivered to your app.


How Do I Fix a United Itinerary Online Display Error?

Online itinerary errors on United Airlines reservations are resolved at  +1-877-641-((2470))). Error messages when viewing or modifying your itinerary typically indicate synchronization failures, expired session tokens, or data conflicts between the booking engine and your profile display. Agents access your itinerary directly through the reservation system, verify all flight segment details are accurate, and resolve whatever display or data error is preventing normal online access. Recovered itinerary access is restored with all flight details, seat assignments, and special service records accurately displayed in your online profile.

Will My American Itinerary Be Canceled if the Website Crashes?

Retrieving boarding passes during United Airlines website outages is handled at  +1-877-641-((2470))). When the website is unavailable, mobile app access may also be affected, leaving you unable to download boarding documentation needed for airport check-in and security screening. Agents activate mobile boarding pass delivery through the backend system, bypassing the website entirely, and push your boarding documents directly to your registered device. Alternative boarding pass delivery during outages ensures you have valid travel documentation for airport processing regardless of ongoing website availability issues.

Who Can Fix My United Upgrade System Glitch Before Departure?

Partial upgrade charges from failed United Airlines sessions are recovered at  +1-877-641-((2470))). Crashed upgrade transactions can capture a payment hold without completing the cabin reassignment, leaving you charged but without an actual premium seat assignment confirmed in the system. Agents verify whether the charge is a temporary authorization or a completed capture, reverse any unintended payment, and reprocess the upgrade cleanly with a single correct

transaction. Recovered upgrades confirm your premium cabin assignment with one accurate charge and an updated boarding pass sent to your app.

Was my United Airlines flight change saved if the website crashed mid-transaction?

Not necessarily. If the website crashed before the confirmation page loaded, the change may not have been applied — but the payment may have been processed. Check the booking status in manage trips before retrying, then contact [✦ +1-877-641-\(\(2470\)\)](tel:+18776412470) to confirm the change status and resolve any duplicate transaction.

Can I still change my United Airlines flight if the website is completely down?

Yes. Reservations agents have direct system access not dependent on the public-facing website. Changes, reschedules, modifications, edits, upgrades, and re-issues can all be completed by phone even when the United Airlines website is fully unavailable. Contact [✦ +1-877-641-\(\(2470\)\)](tel:+18776412470) to complete the modification while the site is down.

Need Help Right Now?

If the United Airlines website is returning an error during a flight change, reschedule, modification, upgrade, or re-issue — or if the system has locked your booking after check-in — a live reservations agent at [✦ +1-877-641-\(\(2470\)\)](tel:+18776412470) can bypass the online restriction and complete the modification directly in minutes.